



Salmon Watch Streaming – Best Practices

Overview

- In general, this Salmon Watch Streaming Content page was designed for educators. It's not intended for students to come to this top-level Content page.
- Best practice is for educators to share individual links or content with their students.
- Tips for each type of content is outlined below.

How to Use

Initial Access form

- You should have filled out the Access form just once.
- Now that you've arrived at the [Salmon Watch Streaming Content page](#), make a bookmark
 - Options
 - A. Use the bookmark feature in your browser
 - B. Copy and paste the webpage address to a file on your computer for safe keeping
 - C. The Access Form Confirmation Email has the direct link to the Salmon Watch Streaming content page.

Student Assessments

- Overview
 - Student Assessments help us to measure the impacts of our programming
 - Having your help in collecting this information is pivotal to our continued funding and ability to provide field trips in the future
- How to Share with Students
 - Click the link to be taken to the Student Pre or Post Assessment Page
 - The Assessment page will open in a new tab
 - Copy the URL from the navigation bar at the top of your browser
 - Paste the URL in whatever medium you use to share with students
- How to See the Results
 - Email the program manager at: info@worldsalmoncouncil.org

Films

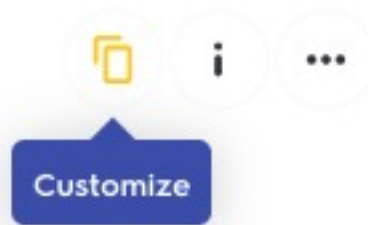
- Overview
 - The six short films are designed to be consumed in the order presented.
 - Recommended order:
 - Intro
 - Riparian Ecology
 - Water Quality
 - Macroinvertebrates
 - Salmon Biology
 - Conclusion on Stewardship.
 - Best practice is to share the webpage addresses of individual films with students.
- A Note About Video Meetings
 - Sharing of films via "Screen Sharing" during a video call on platforms like Zoom and Google Meet is problematic.

- Due to the nature of how content is uploaded and streamed to other users, many problems can compromise the user experience.
- These films were created by professional film-makers and great care and attention have been given to video and sound quality. Compromising that quality would detract from the effort and reduce the impact of these films.
- The best practice is to share the webpage address with students, and have them watch the film(s) on their computer by navigating to the appropriate webpage.
 - i.e. Do not try to watch videos together as a class by using screen sharing. It just doesn't work well.
- How to Share with Students
 - Click on the play button associated with one of the films on the Salmon Watch Streaming Content page.
 - A new tab will open and take you to a webpage with an embedded video player.
 - Copy the webpage address from the navigation bar at the top of your browser
 - Paste the link into whatever medium you use to share information with students
 - Ask your students to fill out the feedback form associated with each video. This feedback helps us continually refine our offerings.
- A Note About Accessibility
 - We strive to have these materials be equally accessible to as many students as possible
 - Subtitles and Closed Captioning are a work in progress
 - Please check back for updated versions soon

Quizlets



- Overview


- Quizlets are a fun interactive way for students to build the foundational vocabulary that is used in the films and activities
- Quizlet is free to use, but works best if the teacher has a Quizlet account
- Teachers will need to create an account. See the [Teachers: Getting Started help page](#).
- Students will each have to sign-up individually for a free account. See the [Helping Students Sign Up help page](#).
- Warning: Quizlet has advertisements on the page for free account holders
 - All of the ads appear to be civil and appropriate. We recommend a teachable moment about digital advertising, how it works, and how to maintain a healthy relationship with it.
 - If you have any problems with the advertisements, please report them to info@worldsalmoncouncil.org
- As part of Salmon Watch Streaming, offer basic vocab sets as building blocks to be utilized and adapted by teachers to best fit their lesson plans.
- How to Share with Students
 - Click on one of the links to a Vocab set (e.g. "Intro Vocab")
 - Below the flashcard, click the "Customize" button:




-
- If you don't already have a Quizlet account, you will be prompted to create a free account


- Modify the Quizlet set, as needed, by adding or removing terms
- Rename the set, if desired
- Click Create to finalize your customized set.
- Follow the on-screen prompt to share your customized set with your class:


 **Nice set. Would you like to share it?** 


recipient@email.co.uk 


SHARE LINK VIA EMAIL



 **Share on Google Classroom**

 **Share using Remind**

 **Share on Microsoft Teams**



Activities

- Overview
 - Activities are provided as resources for teachers to incorporate into their lessons and assignments
- How to share with Students
 - For activities that require accessing via the internet (e.g. "Salmon River 360 - Virtual Tour"):

- Click the link to open the webpage in a new tab
- Copy the webpage address from the navigation bar at the top of your browser
- Paste the link into whatever medium you use to share information with students
- For other activities, and guides, clicking on the link will initiate a download of a word or pdf document
 - Save the document to your computer
 - Feel free to edit or adapt these resources, as needed before assigning to students via the medium of your choice

What to do if you have problems:

- First, try returning to the [main Salmon Watch Streaming Content](#) page and trying to access the content again.
- Second, email the program manager: info@worldsalmoncouncil.org